



Better solutions through innovation

# 25" Multi-Fire XD™ Electric Firebox



Warms up to **1,000** sq. ft.



Also available with glass ember bed: PF2325HG



Red



Green



Blue



Purple













If change is good then the all new Multi-Fire XD™ Electric Firebox offers something truly incredible. The sleek full view design allows an unencumbered view of the stunning Realogs™, the second generation of our patented inner glow technology. The dazzling Multi-Fire XD™ can accurately reproduce a natural wood-burning fire, gas fireplace or a range of ambient light themes that range from moody and hypnotic, to pulsing and vibrant. Combined with a high-efficiency heating system and intuitive multi-function control options, this new design is the perfect look and feel for any space. 120 V / 1,500 W / 5,118 BTU

Model #	Description	Lbs / Kg	UPC	Wty. <sup>†</sup>	Carton Dimensions (WxHxD)		Cube	
					Inches	cm	ft <sup>3</sup>	m <sup>3</sup>
PF2325HL	25" Multi-Fire XD™ Electric Firebox - Realogs™	40 / 18.2	781052 095021	1 yr.	30 x 24-3/8 x 14-1/4	76.2 x 61.9 x 36.2	6.0	0.17
PF2325HG	25" Multi-Fire XD™ Electric Firebox - Glass Ember Bed	40 / 18.2	781052 095014	1 yr.	30 x 24-3/8 x 14-1/4	76.2 x 61.9 x 36.2	6.0	0.17
PF2325CG	25" Multi-Fire XD™ Electric Firebox - Glass Ember Bed - Curved Glass Front	40 / 18.2	781052 095007	1 yr.	30 x 24-3/8 x 14-1/4	76.2 x 61.9 x 36.2	6.0	0.17

Specifications, finishes and dimensions are subject to change. <sup>†</sup>Limited warranty. ©2014 Dimplex North America Limited. D0190 v1

## PF2325HL

### Features

- 
**Multi-Fire XD™**  
 The dazzling Multi-Fire XD™ can accurately reproduce a natural wood-burning fire, gas fireplace or a range of ambient light themes that range from moody and hypnotic, to pulsing and vibrant.
- 
**Media Bed Options**  
 Choose from Realogs™, molded from meticulously selected firewood, charred and positioned against the back mirror, maximizing the illusion of depth and authentic burning firewood, or chunks of acrylic ice nested on an ember bed of tumbled glass pieces, giving an alluring and shimmering effect.
- 
**gWave™**  
 The exclusive gWave™ feature brings the fireplace to life with the wave of a hand; customize the settings then simply wave it on and off.
- 
**Floating Display™**  
 Floating on-screen LED display allows you to view temperature settings and functions easily.
- 
**Multi-function Remote**  
 Control 100% of the fireplace features from the comfort of your chair.
- 
**ComfortSaver™**  
 The patented ComfortSaver™ ceramic heating system uses 11% less energy than the leading quartz infrared heater by automatically adjusting fan speed and heater wattage to safely and precisely match the requirements of the room.
- 
**ECO mode**  
 Reduce consumption by 33% with this energy saving setting; limits heat output to 750W for maximum efficiency and quieter operation.
- 
**Heat Boost**  
 Quickly warms a room by delivering maximum heat output for a pre-determined amount of time.
- 
**Year-round Enjoyment**  
 Enjoy the ambiance of the flame with or without the heater for year-round enjoyment.
- 
**Green**  
 The green alternative. No harmful particulates or emissions and 100% efficient.
- 
**Safe**  
 Front glass stays cool to the touch.
- 
**Instant Ambiance**  
 Plugs into any standard household outlet.

\* Based on national average residential electricity rate. Rates vary.